
**2022-23
District Annual
Report
Public Hearing**

Carrizo Springs CISD
February 20, 2024

8 Sections to the District Annual Report

1. 2022-23 Texas Academic Performance Report (PDF TAPR)
 - For the District and each Campus in the District
2. PEIMS Financial Standard Report (2021-22 Financial Actual Report)
 - For the District and each Campus in the District
3. 2022-23 District Accreditation Status
4. Campus Performance Objectives
5. Report on Violent or Criminal Incidents on Campuses
6. Student Performance in Postsecondary Institutions
 - For each High School Campus in the District
7. Progress Toward Board-adopted HB 3 Goals
 - For the District and each Campus in the District
8. 2022-23 TAPR Glossary

Section 1

2022-23 Texas Academic Performance Report (TAPR)

Compiled by TEA for every district and campus using

- PEIMS
- Student Assessment Data

2022-23 TAPR is published as a PDF

- Includes a wide range of information on the performance of students in each district and campus in the state
- Performance is shown disaggregated by student groups, including ethnicity and socioeconomic status
- Provides extensive information on school and district staff, programs, and student demographics

Section 1

2022-23 Texas Academic Performance Report (TAPR)

- **Cover Page**

- Only includes district or campus name and number
- Typically, the **Cover Page** includes the following information:
 - Accountability Rating
 - Special Education Determination Status (District TAPR only)
 - Distinction Designations
 - ASVAB Test
 - Only reported on the district's TAPR and only reported if the district did not offer the ASVAB Test or offered an ASVAB Alternative Test
- The **2022-23 TAPR Glossary** includes the following language:

Currently, the TAPR does not include scale scores, A-F ratings, Distinction Designations, or Special Education Determination Status. The initial release does not include the Campus or District 2023 Accountability Reports. The issuance of the A-F ratings under 2023 rule is pending and subject to change.

Section 1

2022-23 Texas Academic Performance Report (TAPR)

- **STAAR Performance – reported for 2023 and 2022**
 - All 3 performance rates
 - *Approaches Grade Level or Above*
 - *Meets Grade Level or Above*
 - *Masters Grade Level*
 - Reported for
 - Each Assessment (including SAT/ACT for Accelerated Testers)
 - All Grades All Subjects
 - All Grades by Subject
 - By Enrolled Grade (3rd Graders through 8th Graders) at *Meets Grade Level or Above*
 - Reading and Math
 - Grade 3-8 assessments only and
 - Grade 3-8 assessments and EOCs)
 - Reading (Grade 3-8 assessments and EOCs)
 - Math (Grade 3-8 assessments and EOCs)

Section 1

2022-23 Texas Academic Performance Report (TAPR)

- **School Progress (Academic Growth)** – *only reported for 2023 due to change in methodology used to calculate Academic Growth*
 - **Annual Growth**
 - Reported by Grade and Subject of assessment (RLA and Math)
 - **Accelerated Learning (4545 Performance)**
 - Reported by Grade and Subject of assessment (RLA and Math)
 - **Academic Growth (Domain II-A in Accountability)** *which is a combination of Annual Growth and Accelerated Learning is NOT reported*

Section 1

2022-23 Texas Academic Performance Report (TAPR)

- **Bilingual Education (BE) / English as a Second Language (ESL)**
 - Disaggregated data for various BE/ESL program instructional models and groups
 - **STAAR Performance** – reported for 2023 and 2022
 - All Grades All Subjects, All Grades (RLA), All Grades (Math), All Grades (Science), All Grades (Social Studies)
 - **Annual Growth** - reported only for 2023
 - All Grades Both Subjects, All Grades (RLA), All Grades (Math)
 - **Accelerated Learning** - reported only for 2023
 - All Grades Both Subjects, All Grades (RLA), All Grades (Math)

Section 1

2022-23 Texas Academic Performance Report (TAPR)

- **STAAR Participation – reported for 2023 and 2022**
 - Data reported
 - Assessment Participant
 - Included in Accountability
 - Not Included in Accountability: Mobile
 - Not Included in Accountability: Other
 - Exclusions
 - Not Tested
 - Absent
 - Other
 - Reported for All Tests, by Subject Area, and for Accelerated Testers

Section 1

2022-23 Texas Academic Performance Report (TAPR)

- **Attendance, Graduation, and Dropout Rates – reported for 2021-22 and 2020-21 (the most recent years for which data have been reported to TEA)**
 - Attendance Rate
 - Chronic Absenteeism
 - Annual Dropout Rate (Gr. 7-8 and Gr. 9-12)
 - 4-year Longitudinal Graduation Rate
 - 5-year Extended Longitudinal Graduation Rate
 - 6-year Extended Longitudinal Graduation Rate
 - 4-Year Federal Graduation Rate without Exclusions
 - Graduation Plan Rates (Longitudinal and Annual)
 - RHSP/DAP Graduates, FHSP-E Graduates, FHSP-DLA Graduates, RHSP/DAP/FHSP-E/FHSP-DLA Graduates
- **Graduation Profile – 2021-22 Graduates**
 - Total Graduates
 - By Ethnicity
 - By Graduation Type
 - By Program/Student Attribute (SpEd, EcoDis, EB/EL, At-Risk, CTE Completers)

Section 1

2022-23 Texas Academic Performance Report (TAPR)

- **College, Career and Military Readiness (CCMR) – reported for 2021-22 and 2020-21 graduates**
 - CCMR Graduates
 - College Ready Graduates (overall and by specific college ready indicator)
 - Career/Military Ready Graduates (overall and by specific career/military ready indicator)
- **CCMR-Related Indicators – reported for 2021-22 and 2020-21 graduates**
 - TSIA Results
 - Completed and Received Credit for College Prep Courses
 - AP/IB Results
 - SAT/ACT Results
- **Other Postsecondary Indicators**
 - Advanced Dual-Credit Course Completion – 2021-22 and 2020-21 school years
 - Graduates Enrolled in Texas Institutions of Higher Education (TX IHE) – 2020-21 and 2019-20 school years
 - Graduates in TX IHE Completing One Year Without Enrollment in a Developmental Education Course – 2020-21 and 2019-20 school years

Section 1

2022-23 Texas Academic Performance Report (TAPR)

- **Student Information**
 - Student enrollment (including enrollment by grade level, by ethnicity, by certain student identification indicators, and students with disabilities by primary eligibility category) and other student information (including graduation information, retention rates, class size information, mobility, and student attrition)
- **Staff Information**
 - Staff information (including total staff, staff by classification, teachers by ethnicity and gender, teachers by highest degree held and years of experience, experience of campus leadership, staff salary, and teacher turnover rate information)
- **Program Information**
 - Student Enrollment by Program
 - Teachers by Program (population served)

Section 2

PEIMS Financial Standard Reports (2021-22 Financial Actual Reports)

2021-22 Actual Financial Data (District)

- ☐ Revenues
- ☐ Expenditures
- ☐ Disbursements
- ☐ Tax Rates
- ☐ Fund Balance

2021-22 Actual Financial Data (Campus)

- ☐ Expenditures by Object
- ☐ Expenditures by Function
- ☐ Program Expenditures by Program

2021-22 is the most recent year for which these data are available.

Section 3

2022-23 District Accreditation Status

- Generally, each year TEA assigns one of four accreditation statuses to each district in the state:
 1. *Accredited*
 2. *Accredited-Warned*
 3. *Accredited-Probation*
 4. *Not Accredited-Revoked*
- In assigning an accreditation status to a district, TEA considers
 - Academic accountability ratings
 - Financial accountability ratings
 - Data integrity
 - Program-area deficiencies identified through Results Driven Accountability (RDA)
- The District's 2022-23 Accreditation Status is: ***[Type in District's 2022-23 Accreditation Status]***

Section 4

Campus Performance Objectives

- Campus Improvement Plans (CIPs)
 - Each campus has developed and is implementing a CIP, as required by TEC §11.253
 - Each CIP includes **performance objectives** (approved by the Board) that are based on data analysis and needs assessments – including data reported in annual TAPR reports
 - Each campus **periodically measures progress** toward its performance objectives
 - Updated CIPs for the 2022-23 school year (which show both the **objectives of each campus** and each campus's **progress toward meeting its performance objectives**) are posted on the district's website and are available for review at the district's central office or at the applicable campus

Section 5

Report on Violent or Criminal Incidents

- TEC Section 39.306 requires each district to publish, as part of its Annual Report, a report on violent or criminal incidents that occur at each campus
- The report must include
 - **Number, rate and type of violent or criminal incidents that occurred on each campus (to the extent permitted under FERPA)**
 - **Descriptions of school violence prevention and violence intervention policies and procedures used to protect students**
 - **Findings from evaluations (if any) conducted under the Safe and Drug-Free Schools and Communities Act**
- The district's report for the 2022-23 school year is available for review at the district's central office and at each campus in the district

Section 6

Student Performance in Postsecondary Institutions

- TEC Section 39.306 requires each district to publish, as part of its Annual Report, a report on **student performance in postsecondary institutions** during the **first year enrolled after graduation from high school**
- These data are compiled by the Texas Higher Education Coordinating Board (THECB)
- The most current report is for **2019-20 High School Graduates**
 - Student performance is measured by the Grade Point Average (GPA) earned by 2019-20 high school graduates who attended public four-year and two-year institutions of higher education in fiscal year 2021
 - For each student, the grade points and college-level semester credit hours earned by the student in **Fall 2020, Spring 2021, and Summer 2021** are added together and averaged to determine the GPA

NOTE: The THECB anticipates releasing an updated report for 2020-21 High School Graduates in mid-January 2024. That report, when available, will be posted at: THECB Website

Section 7

Progress of the District and Each Campus Toward Meeting Board-adopted HB 3 Goals

- TEC Section 39.306 requires each district to include, as part of its Annual Report, the progress of the district and each campus in the district toward meeting the goals set in the district's:
 - early childhood literacy and mathematics proficiency plans adopted under TEC §11.185; and
 - CCMR plans adopted under TEC §11.186

- The progress made by the district and each campus is summarized in the HB 3 Progress Report provided to the Board *[as part of this presentation or reference the meeting at which the HB 3 Progress Report was provided]*

Section 8

TAPR Glossary

- Each year, TEA prepares and publishes a *TAPR Glossary*
- The *TAPR Glossary* provides definitions, describes methodologies, and lists sources for each data point in the TAPR
- A Spanish version of the *TAPR Glossary* is scheduled for release in early 2024

2022–23 Texas Academic Performance Report (TAPR) Glossary

Cover Page

Currently, the TAPR does not include scale scores, A–F ratings, Distinction Designations, or Special Education Determination Status. The initial release does not include the Campus or District 2023 Accountability Reports. The issuance of the A–F ratings under 2023 rule is pending and subject to change.

2023 Armed Services Vocational Aptitude Battery (ASVAB) Test (Career Exploration) (*districts serving grades 10–12*): Senate Bill 1843 requires that each school year, each school district and open-enrollment charter school provide students in grades 10–12 the opportunity to take the ASVAB and consult with a military recruiter.

STAAR: A comprehensive testing program for public school students in grades 3–8 or high school courses with end-of-course (EOC) assessments. The STAAR program is designed to measure to what extent a student has learned, understood, and is able to apply the concepts and skills expected at each grade level or after completing each course for which an EOC assessment exists. Each STAAR assessment is linked directly to the Texas Essential Knowledge and Skills (TEKS). The TEKS are the state-mandated content standards that describe what a student should know and be able to do upon completion of a course. For more information on the TEKS, see the *Texas Essential Knowledge and Skills* website at <http://tea.texas.gov/curriculum/teks/>.

Other Important Information:

STAAR (with and without accommodations) and STAAR Alternate 2. The TAPR and the Texas Performance Reporting System (TPRS) include performance on STAAR and STAAR Alternate 2.

Spanish STAAR. All STAAR assessments in grades 3, 4, and 5 are available in both English and Spanish. The TAPR and the TPRS include performance on the Spanish STAAR.

Rounding of STAAR results. STAAR performance shown on the TAPR and TPRS is rounded to whole numbers. For example, 49.877% is rounded to 50%; 49.4999% is rounded to 49%; and 59.5% is rounded to 60%.

Masking. STAAR performance rates are masked when necessary to comply with FERPA. For more information, see the Explanation of Masking at <https://rptsr1.tea.texas.gov/perfreport/tapr/2023/masking.html>.

STAAR Performance (2022–23)

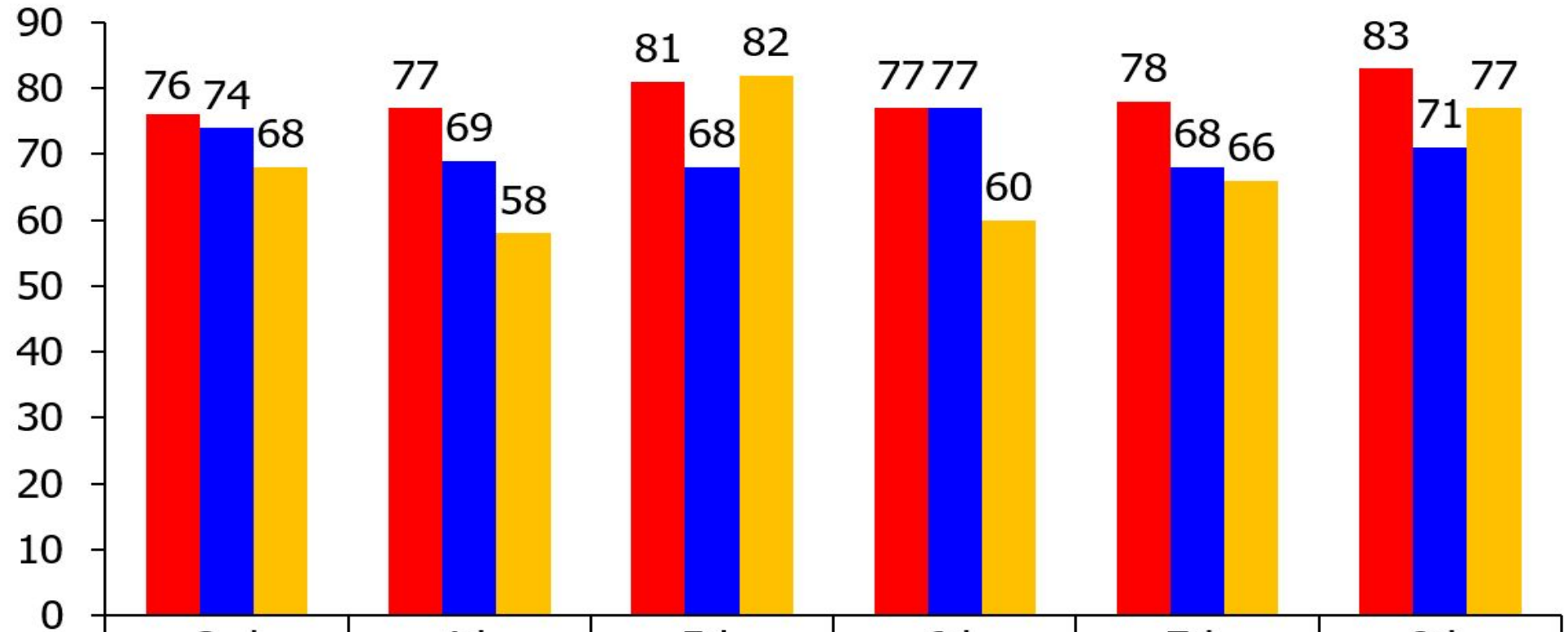
The STAAR Performance section displays performance results by grade, subject and performance level for students in the accountability subset, which are students enrolled in the same district/campus on both the snapshot date (PEIMS October snapshot) and the testing date. The STAAR Performance—All Students section of the TPRS displays STAAR performance by grade, subject, and performance level and includes all students tested, regardless of whether they were in the accountability subset.

Resources and Availability of Annual Report

- The District's TAPR will be posted on the district's website within 2 weeks after this meeting
- Paper copies will also be available at the district's central office and on each campus in the district
- For questions or more information, contact:

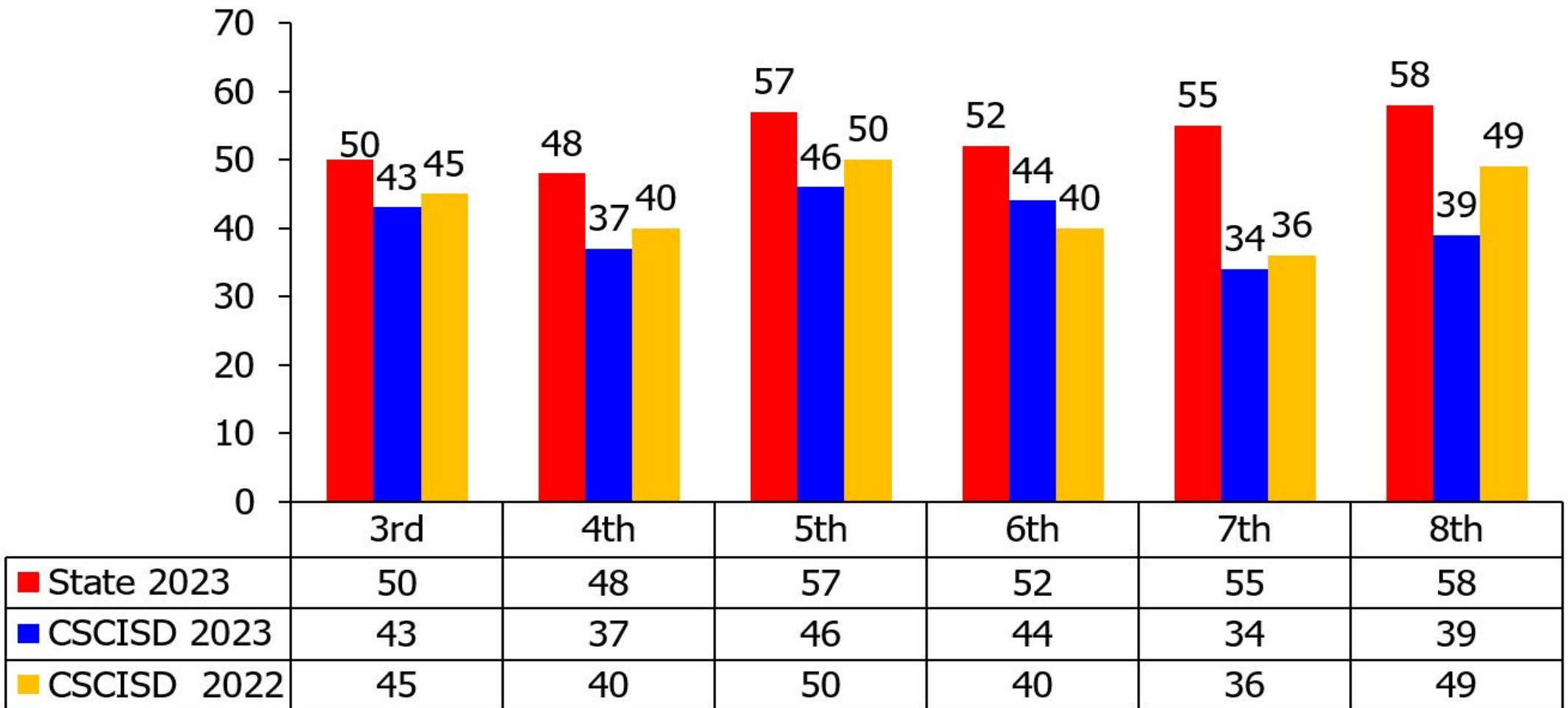
Name	Maria Villarreal
Position	Executive Director of Curriculum & Instruction
Phone	830-876-3503
Email	mvillarreal@cscisd.net

Reading State Scores vs. CSCISD Scores- Approaches

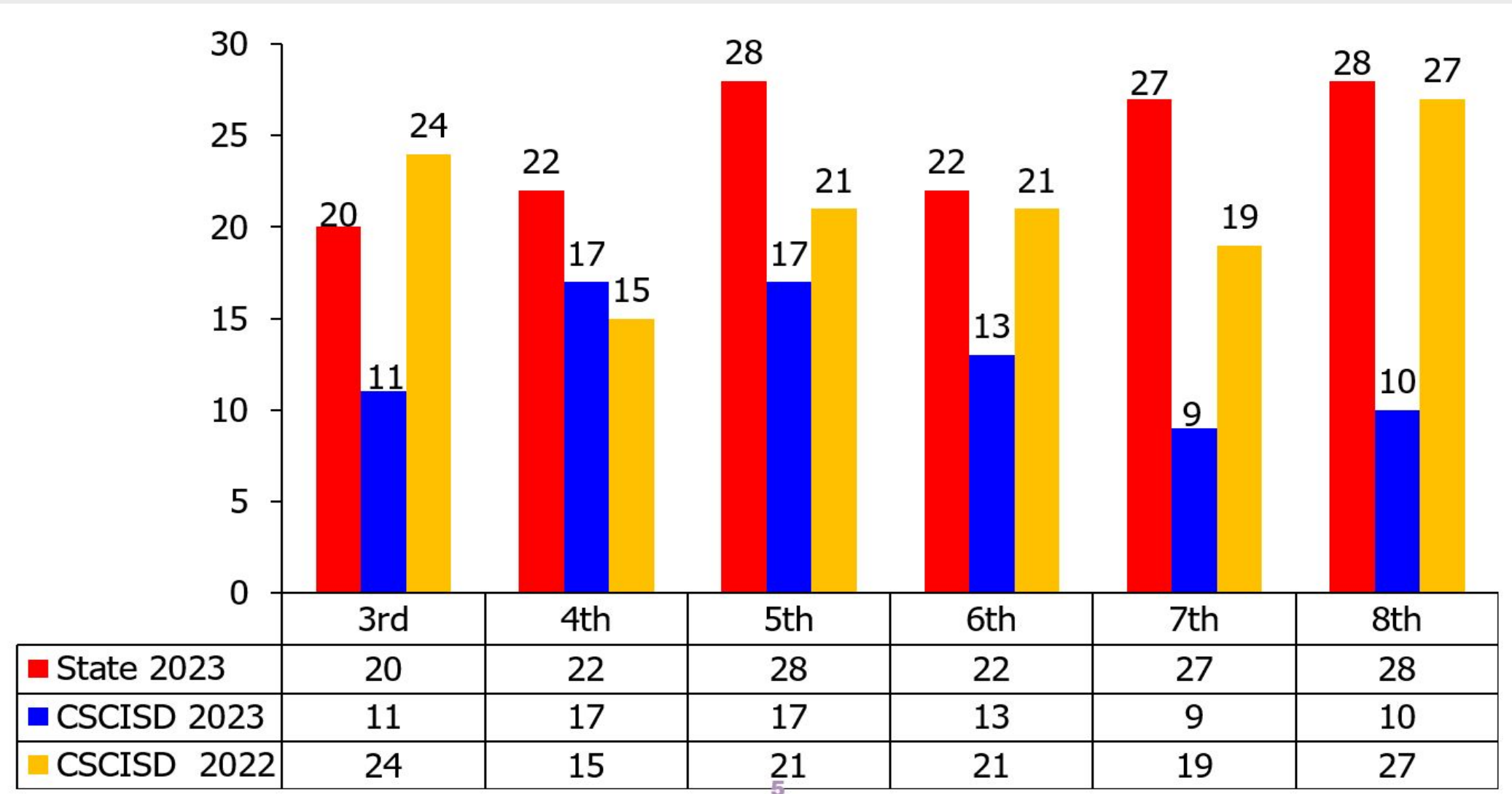


	3rd	4th	5th	6th	7th	8th
■ State 2023	76	77	81	77	78	83
■ CSCISD 2023	74	69	68	77	68	71
■ CSCISD 2022	68	58	82	60	66	77

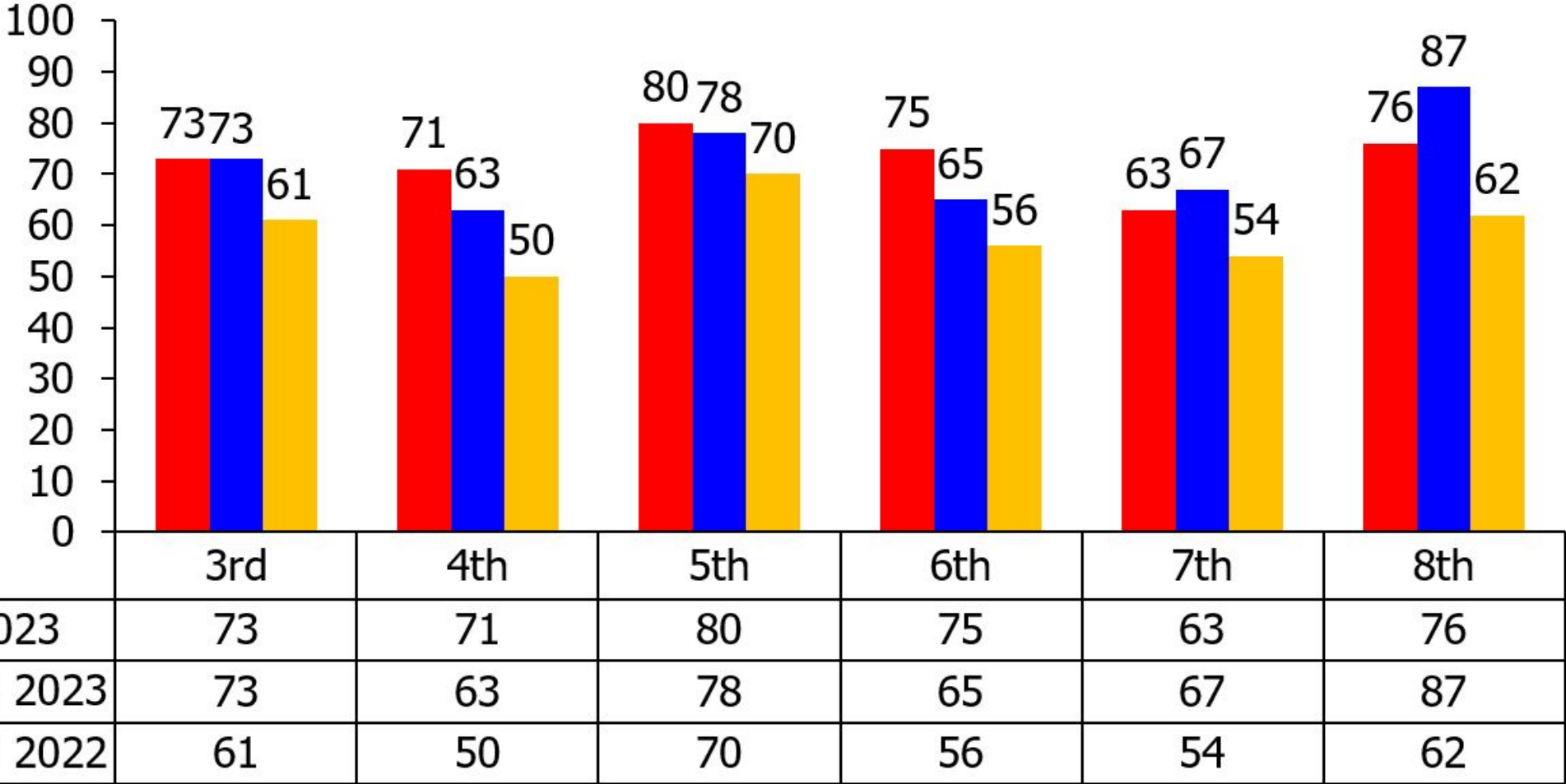
Reading State Scores vs. CSCISD Scores- Meets



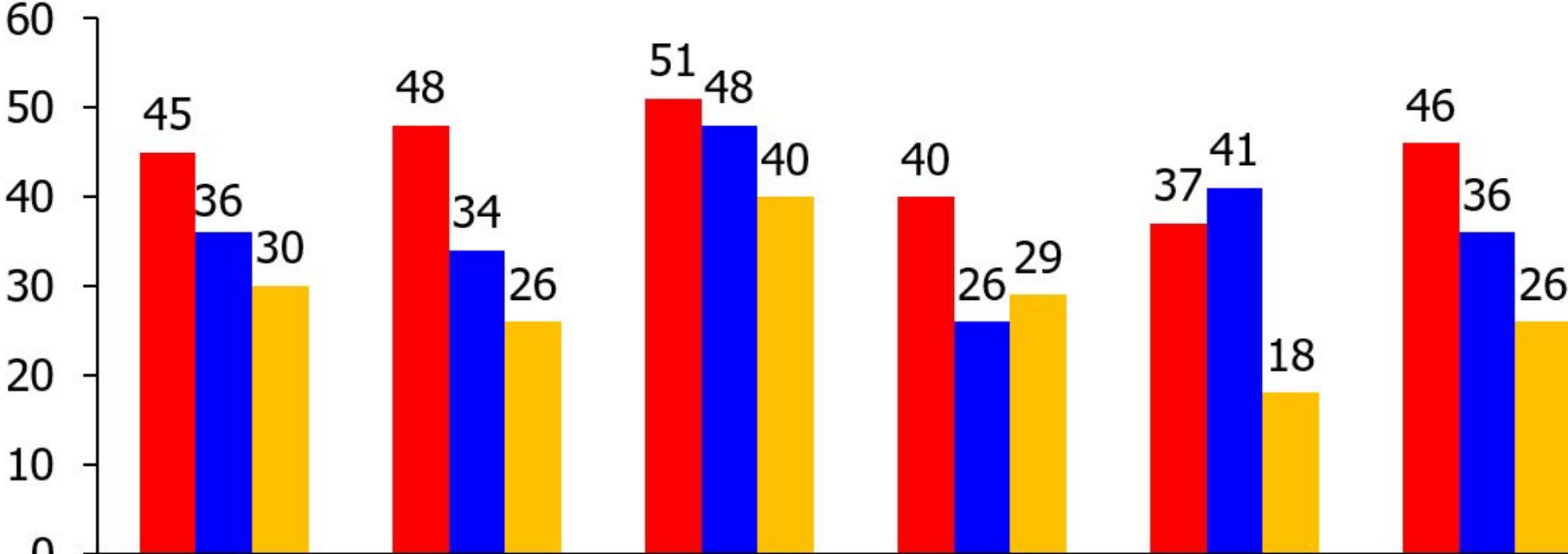
Reading State Scores vs. CSCISD Scores- Masters



Math State Scores vs. CSCISD Scores- Approaches

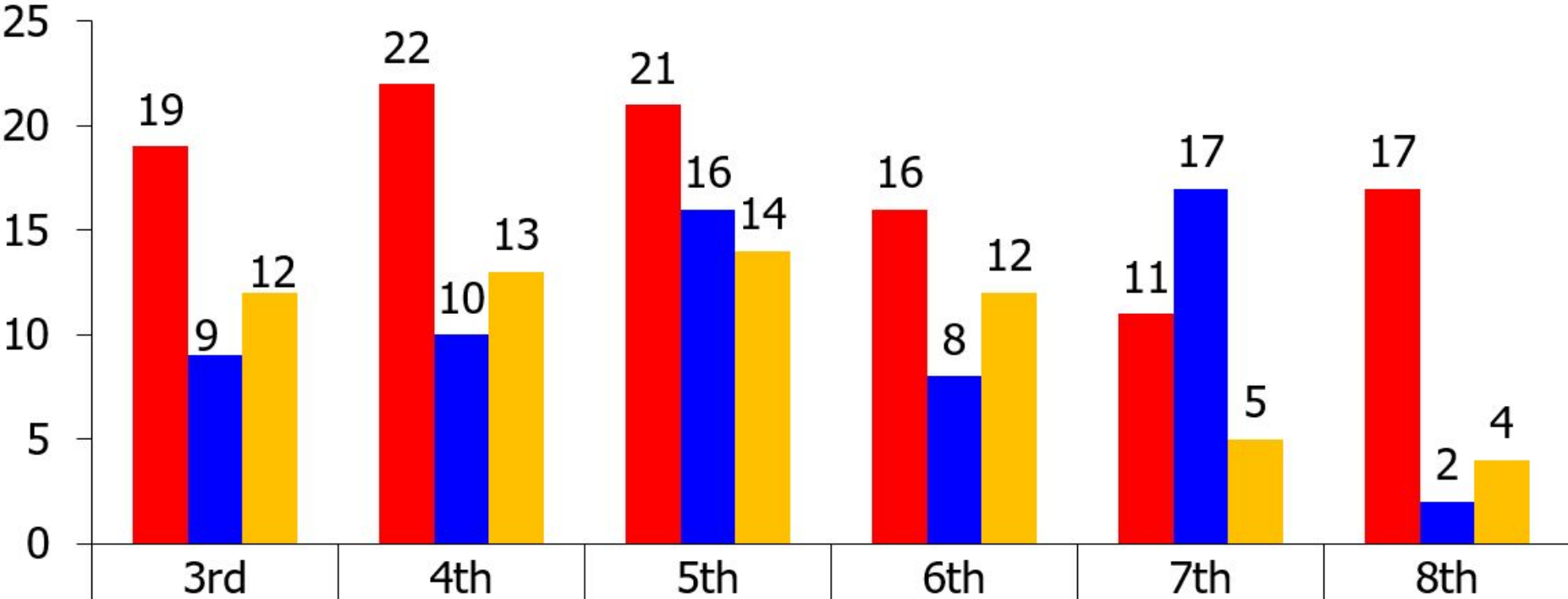


Math State Scores vs. CSCISD Scores- Meets



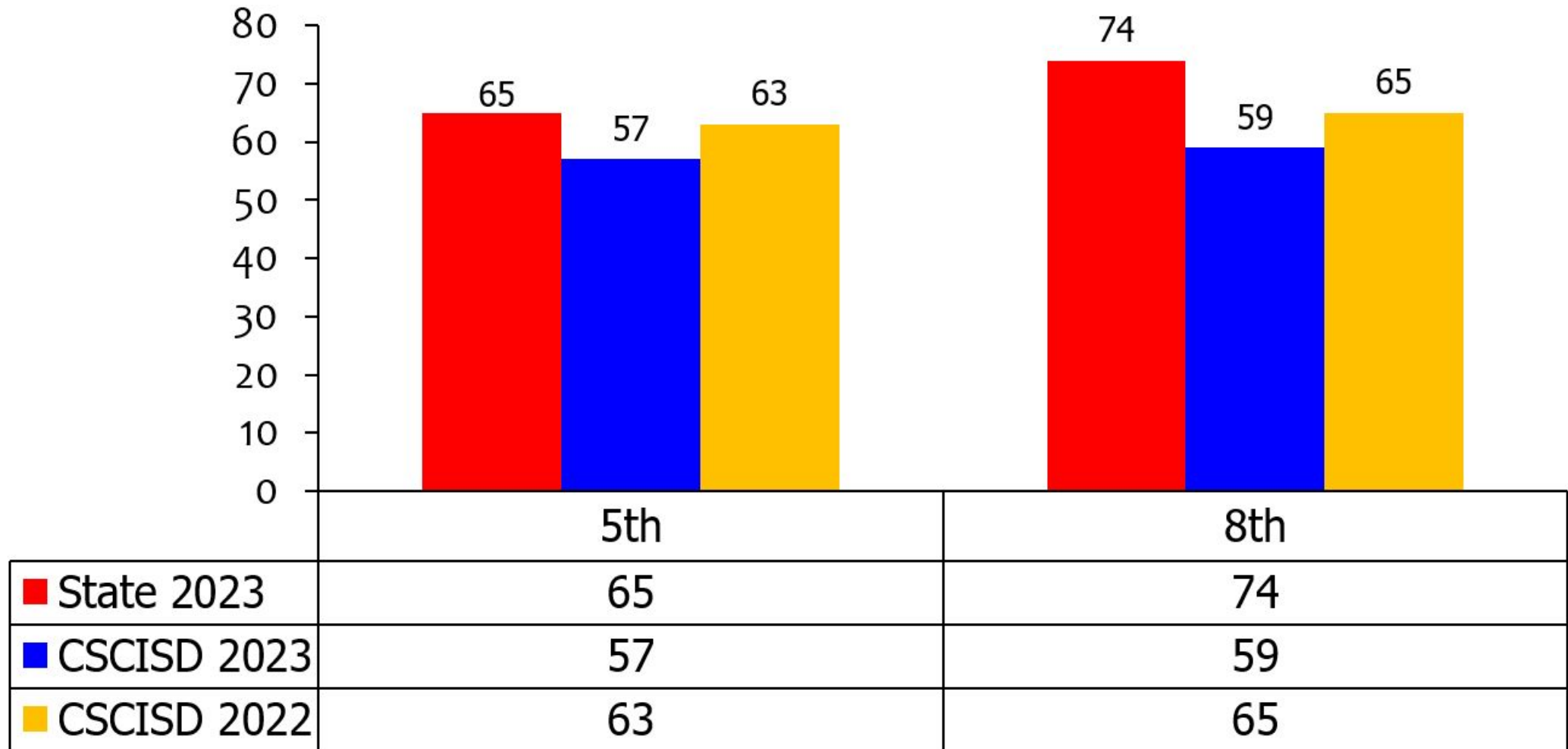
	3rd	4th	5th	6th	7th	8th
■ State 2023	45	48	51	40	37	46
■ CSCISD 2023	36	34	48	26	41	36
■ CSCISD 2022	30	26	40	29	18	26

Math State Scores vs. CSCISD Scores- Masters

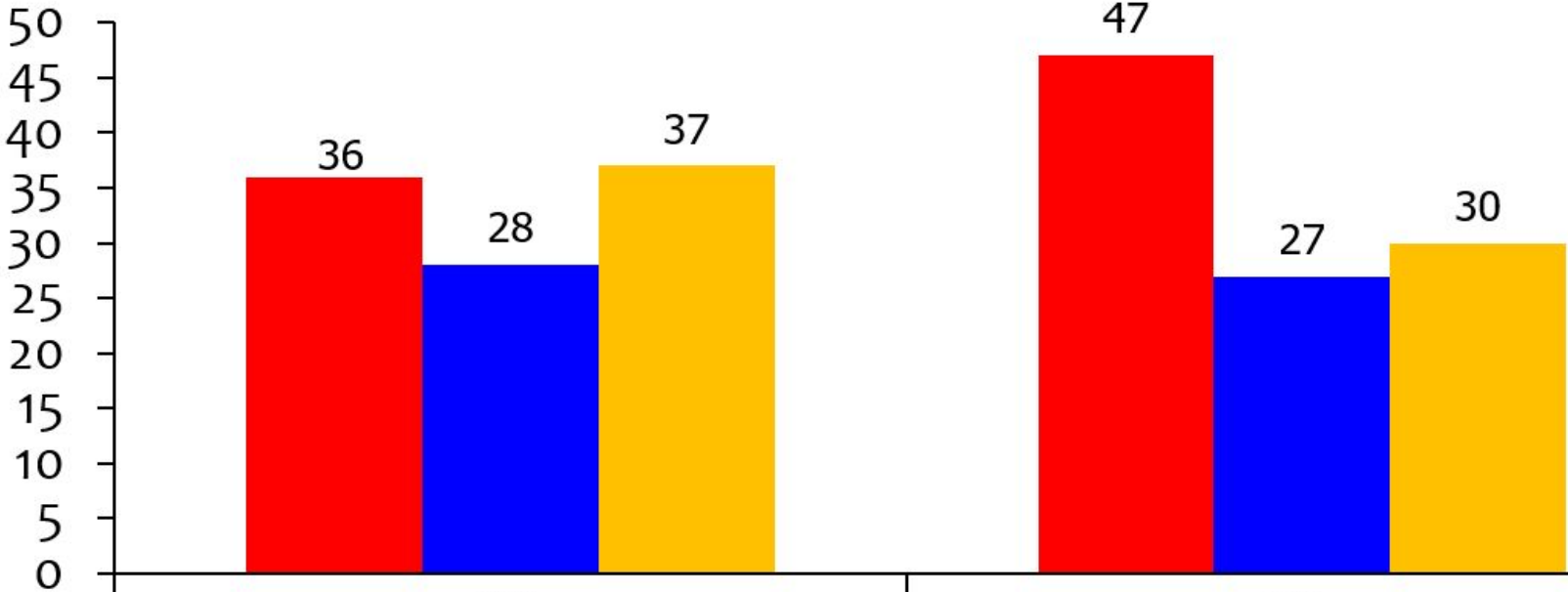


■ State 2023	19	22	21	16	11	17
■ CSCISD 2023	9	10	16	8	17	2
■ CSCISD 2022	12	13	14	12	5	4

Science State Scores vs. CSCISD Scores- Approaches

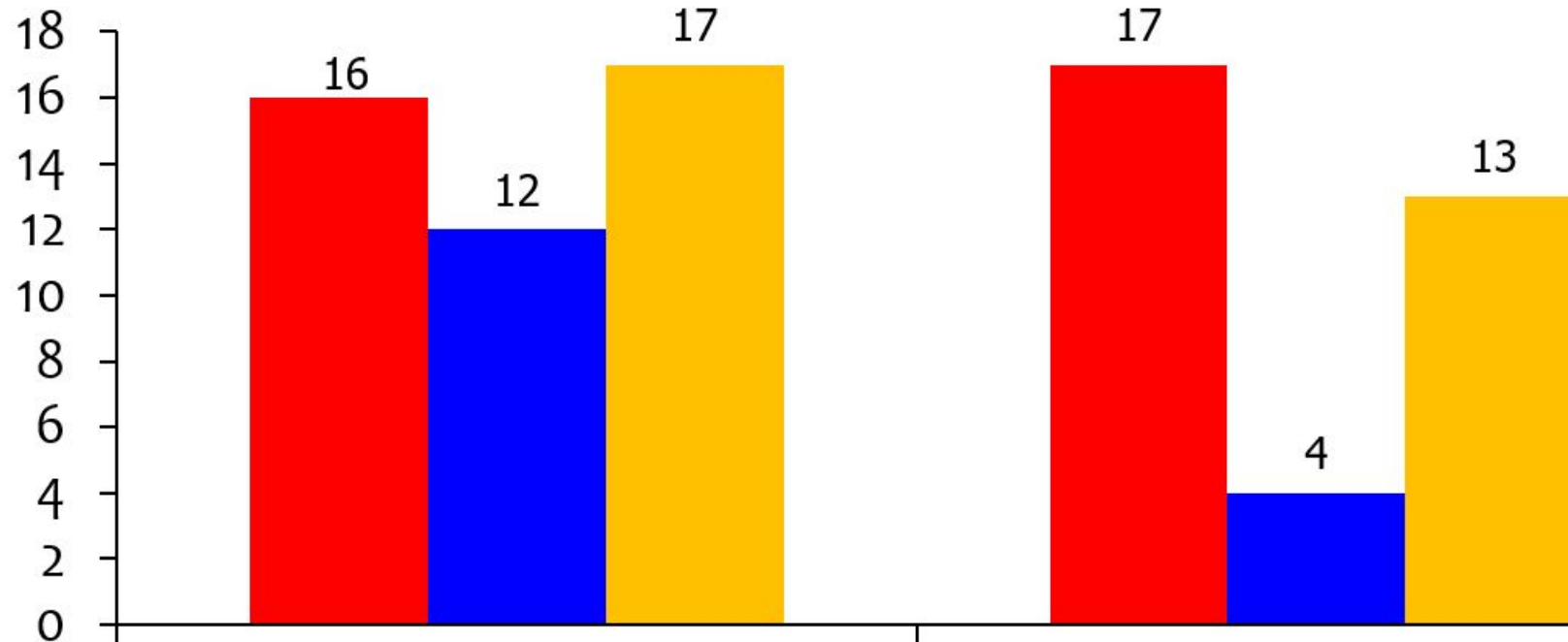


Science State Scores vs. CSCISD Scores- Meets



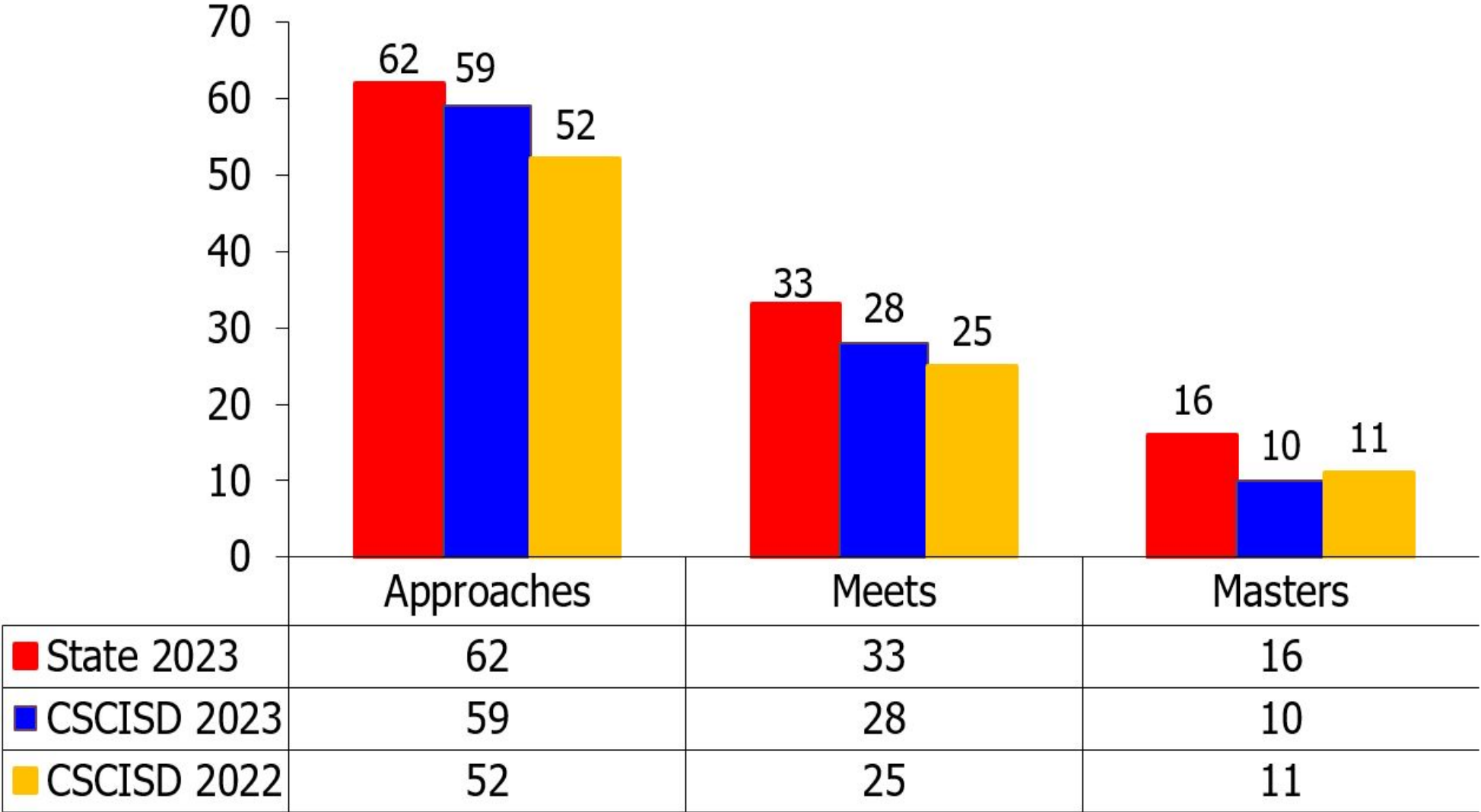
	5th	8th
State 2023	36	47
CSCISD 2023	28	27
CSCISD 2022	37	30

Science State Scores vs. CSCISD Scores- Masters

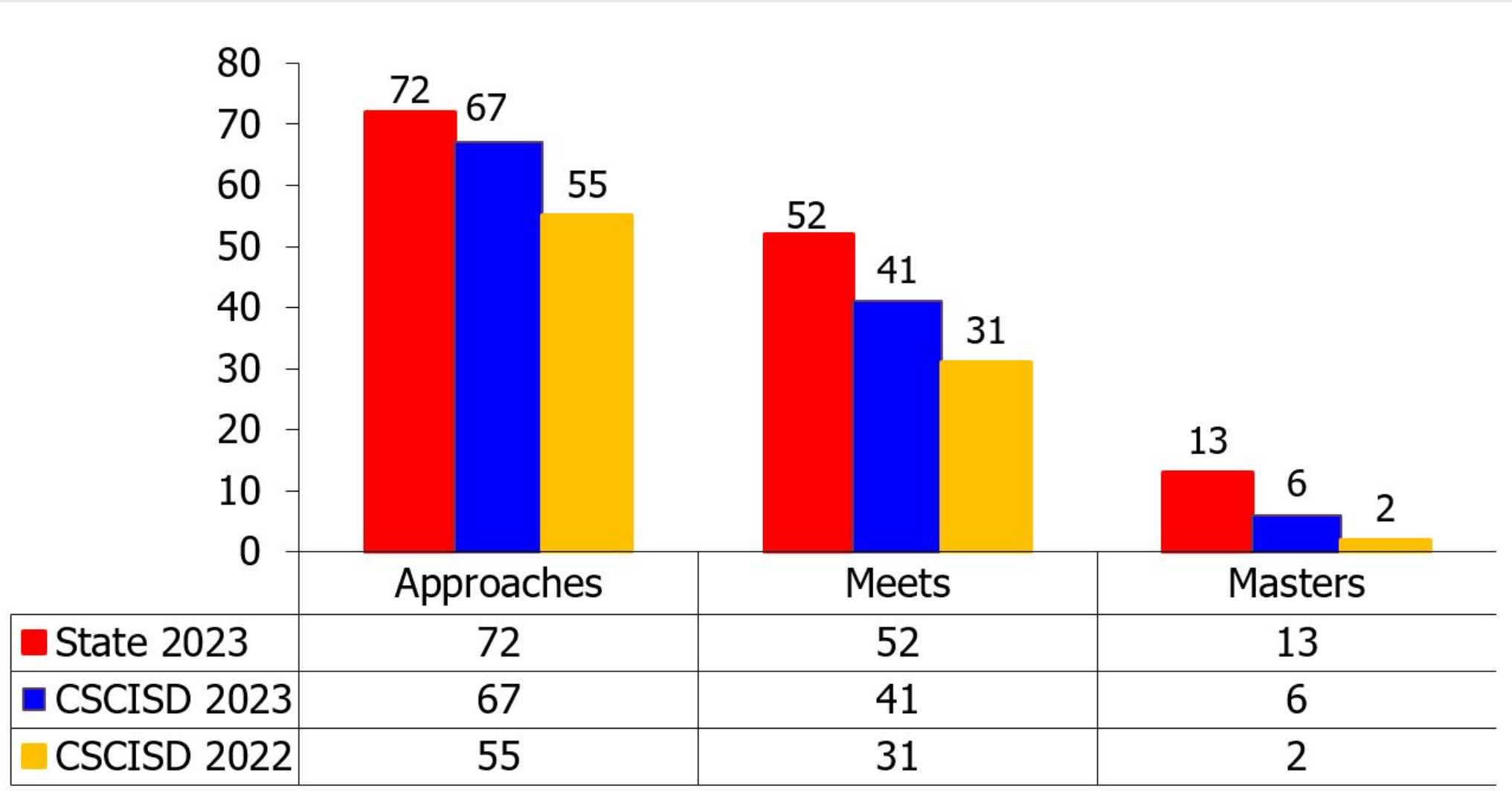


	5th	8th
■ State 2023	16	17
■ CSCISD 2023	12	4
■ CSCISD 2022	17	13

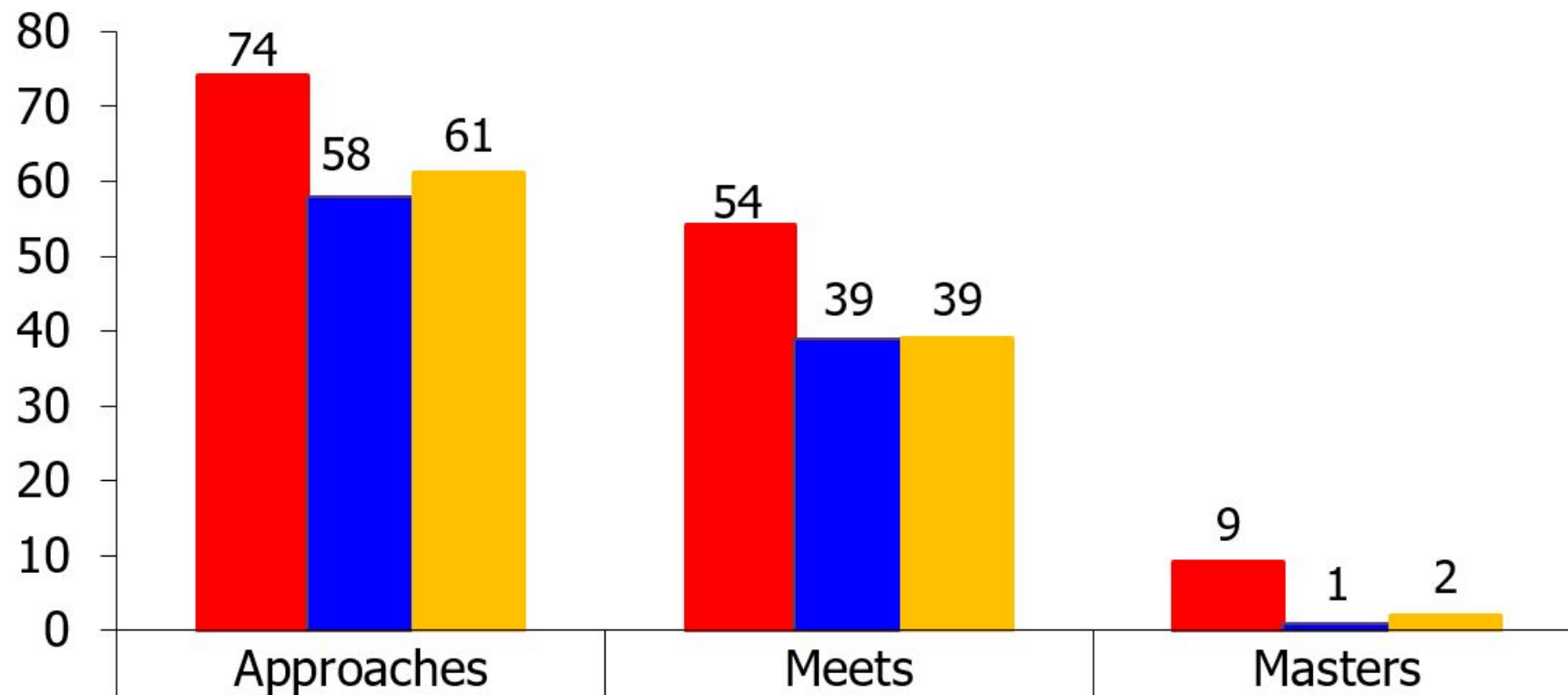
8th Grade Social Studies



EOC English I

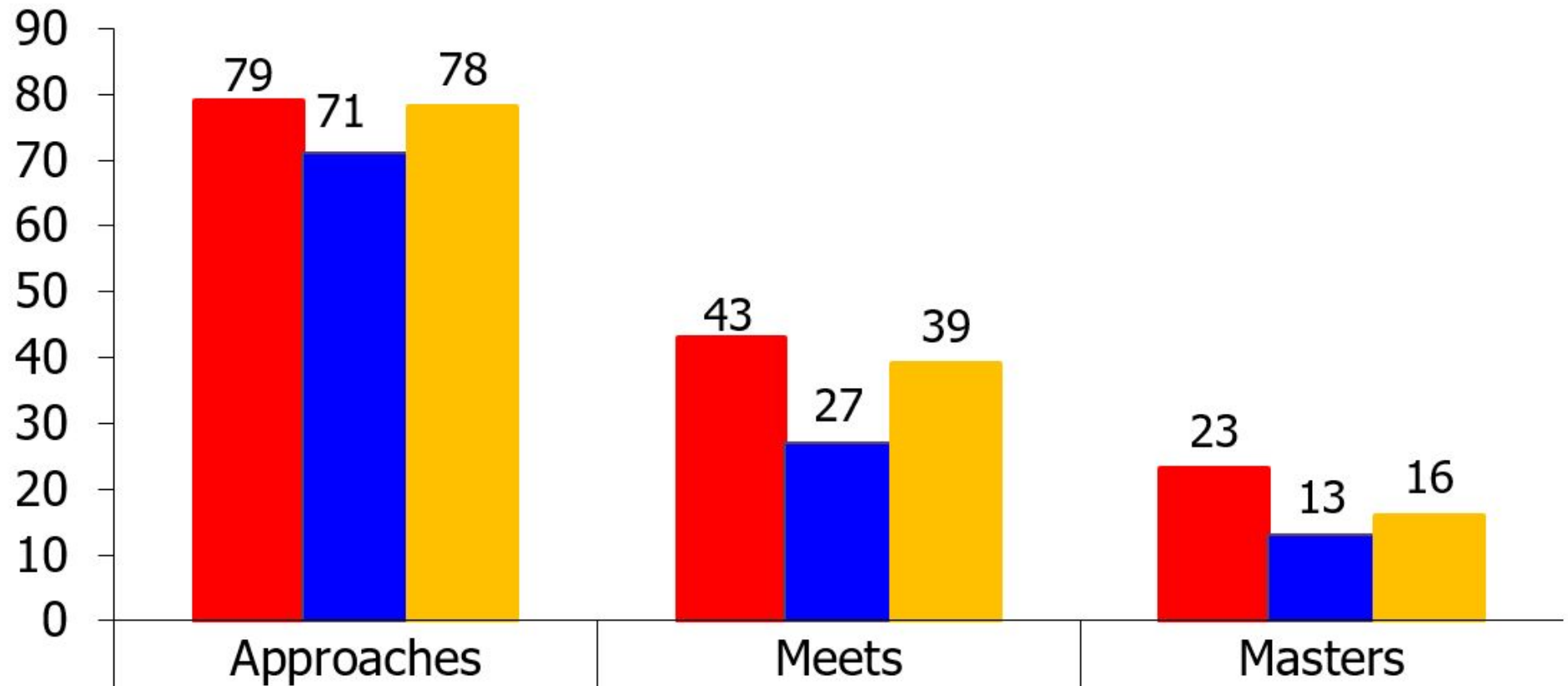


EOC English II



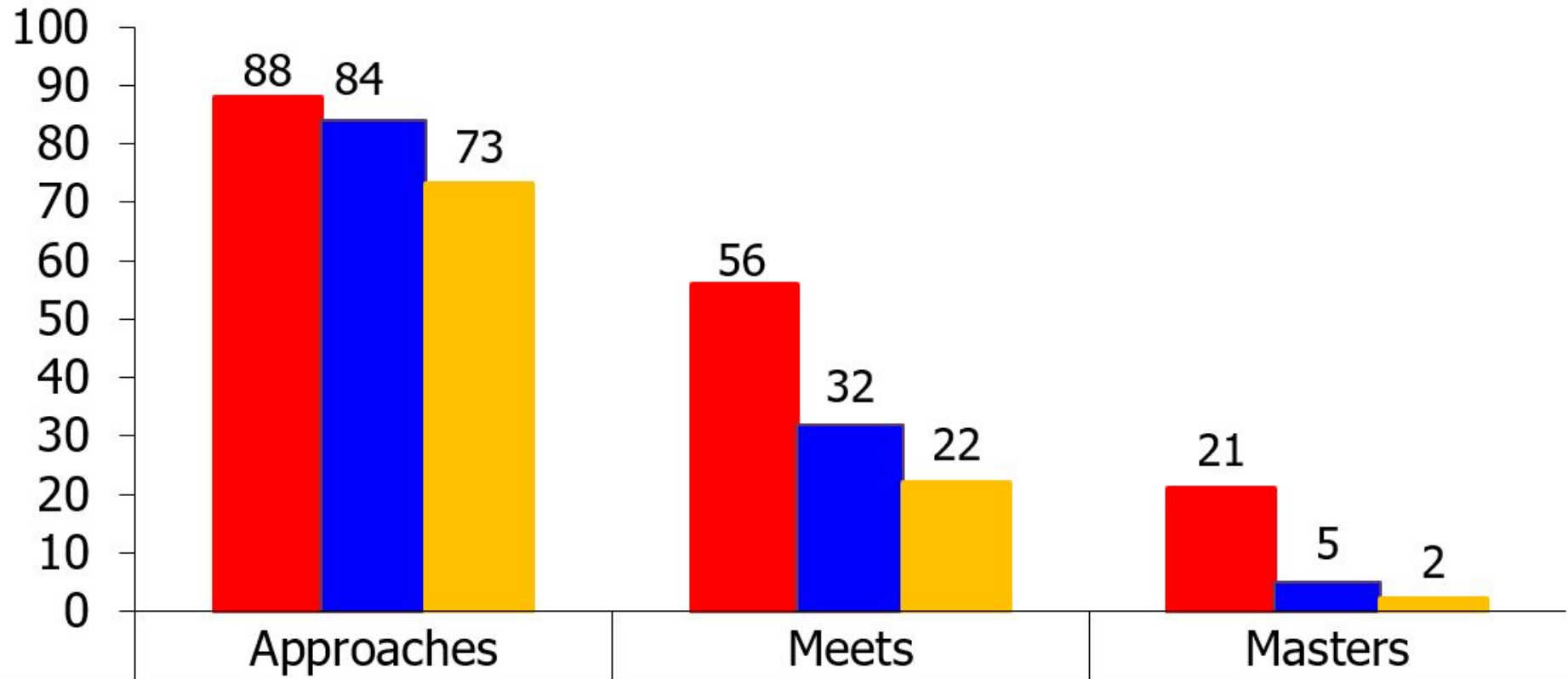
State 2023	74	54	9
CSCISD 2023	58	39	1
CSCISD 2022	61	39	2

EOC Math- Algebra I



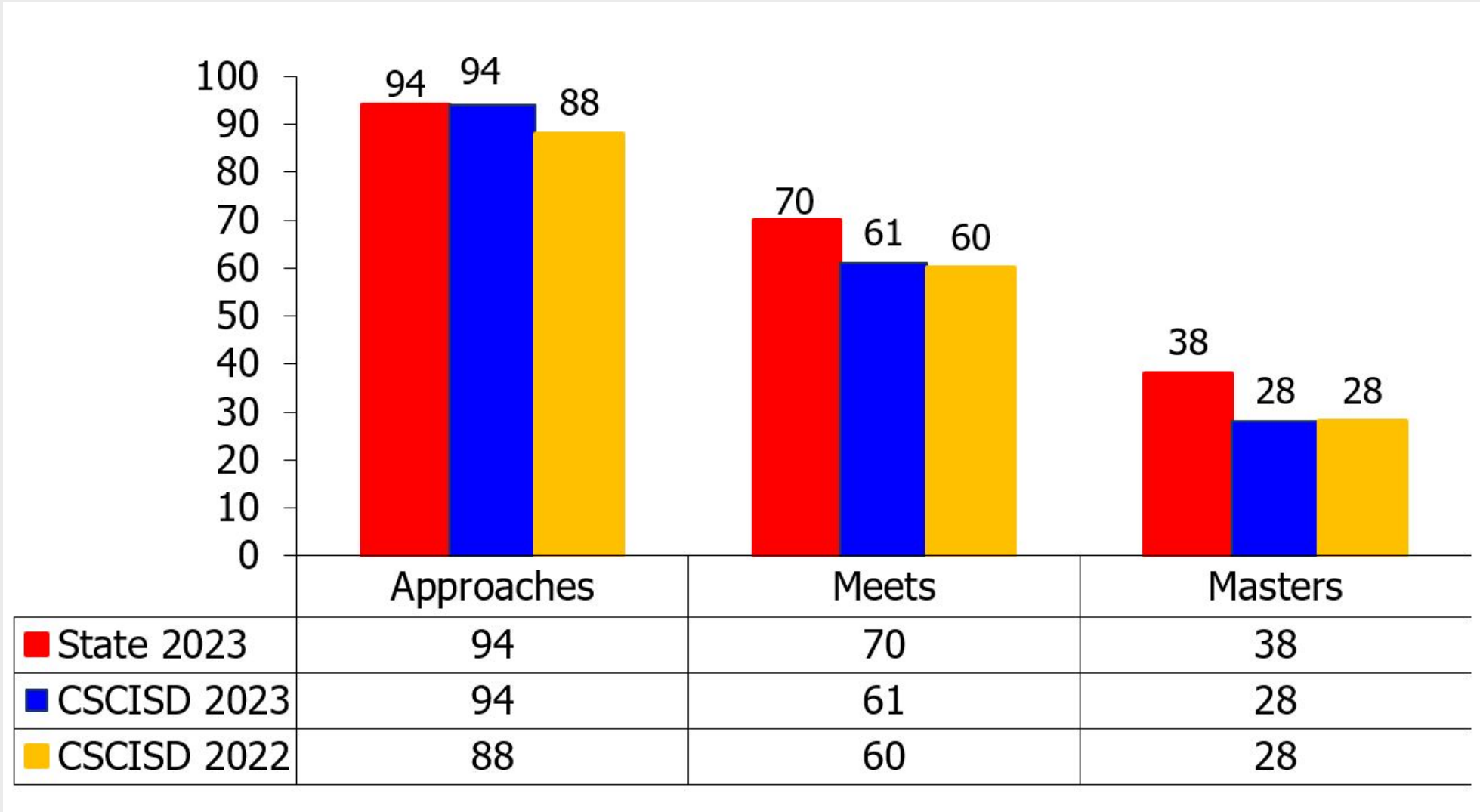
State 2023	79	43	23
CSCISD 2023	71	27	13
CSCISD 2022	78	39	16

EOC Science- Biology

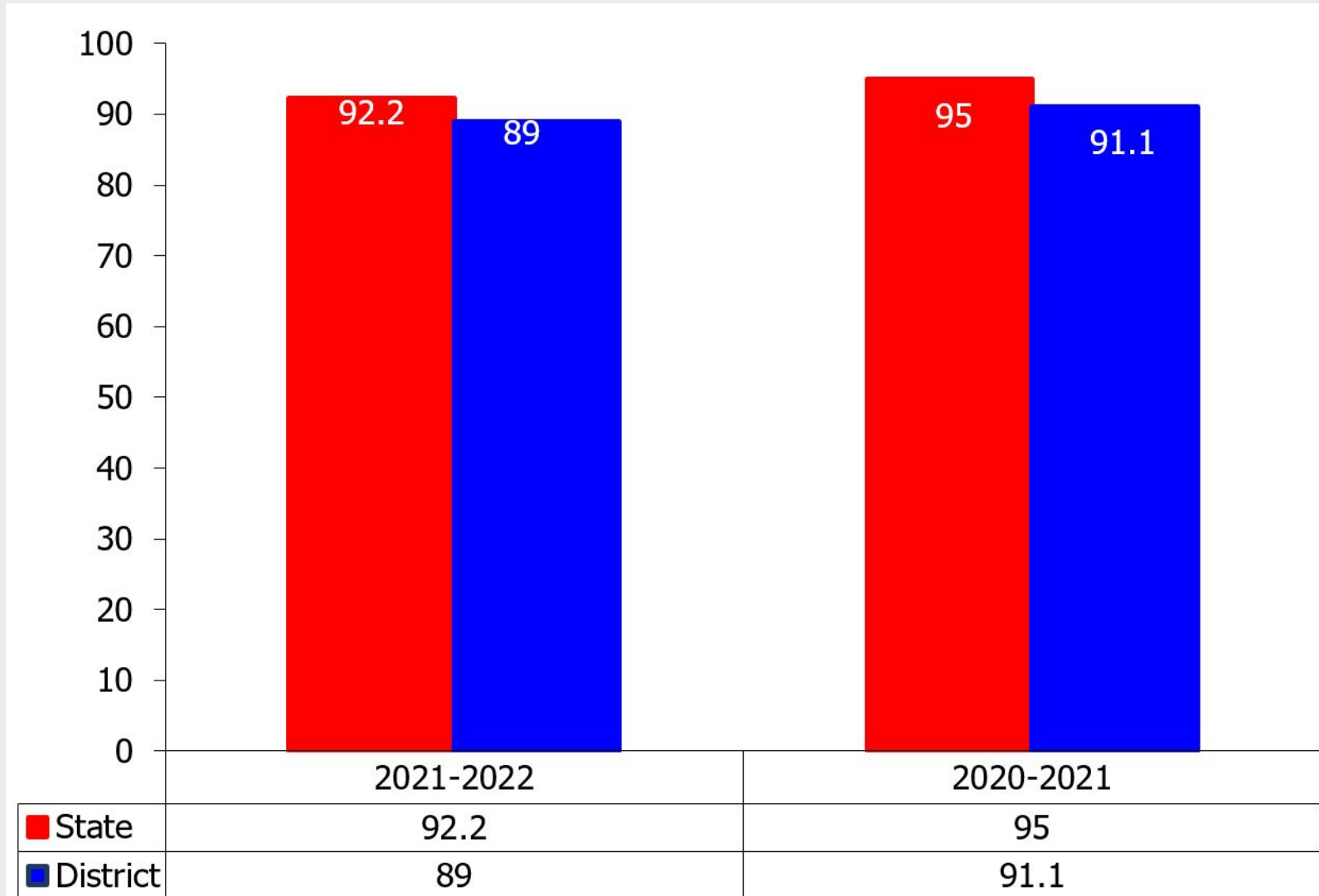


■ State 2023	88	56	21
■ CSCISD 2023	84	32	5
■ CSCISD 2022	73	22	2

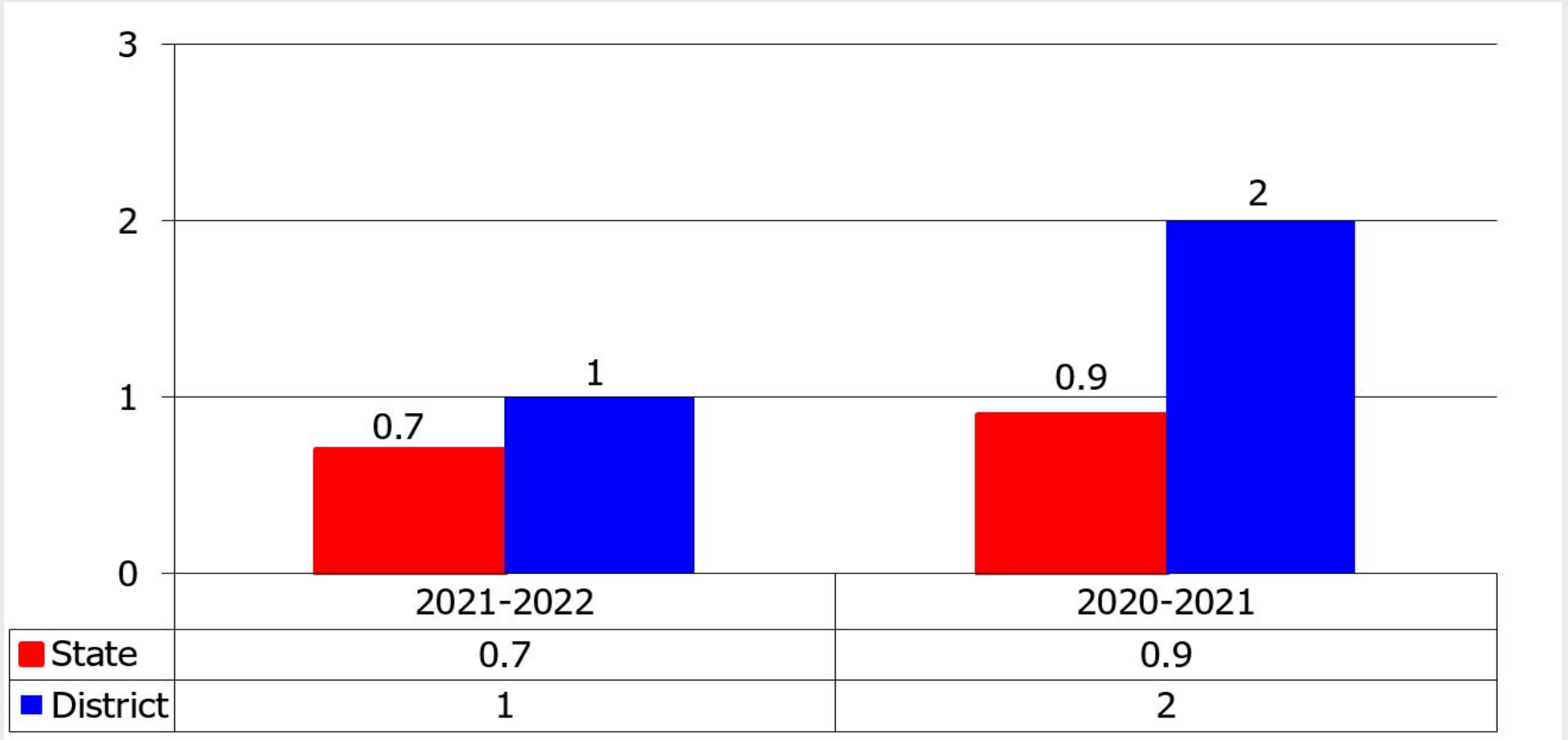
EOC Social Studies- US History



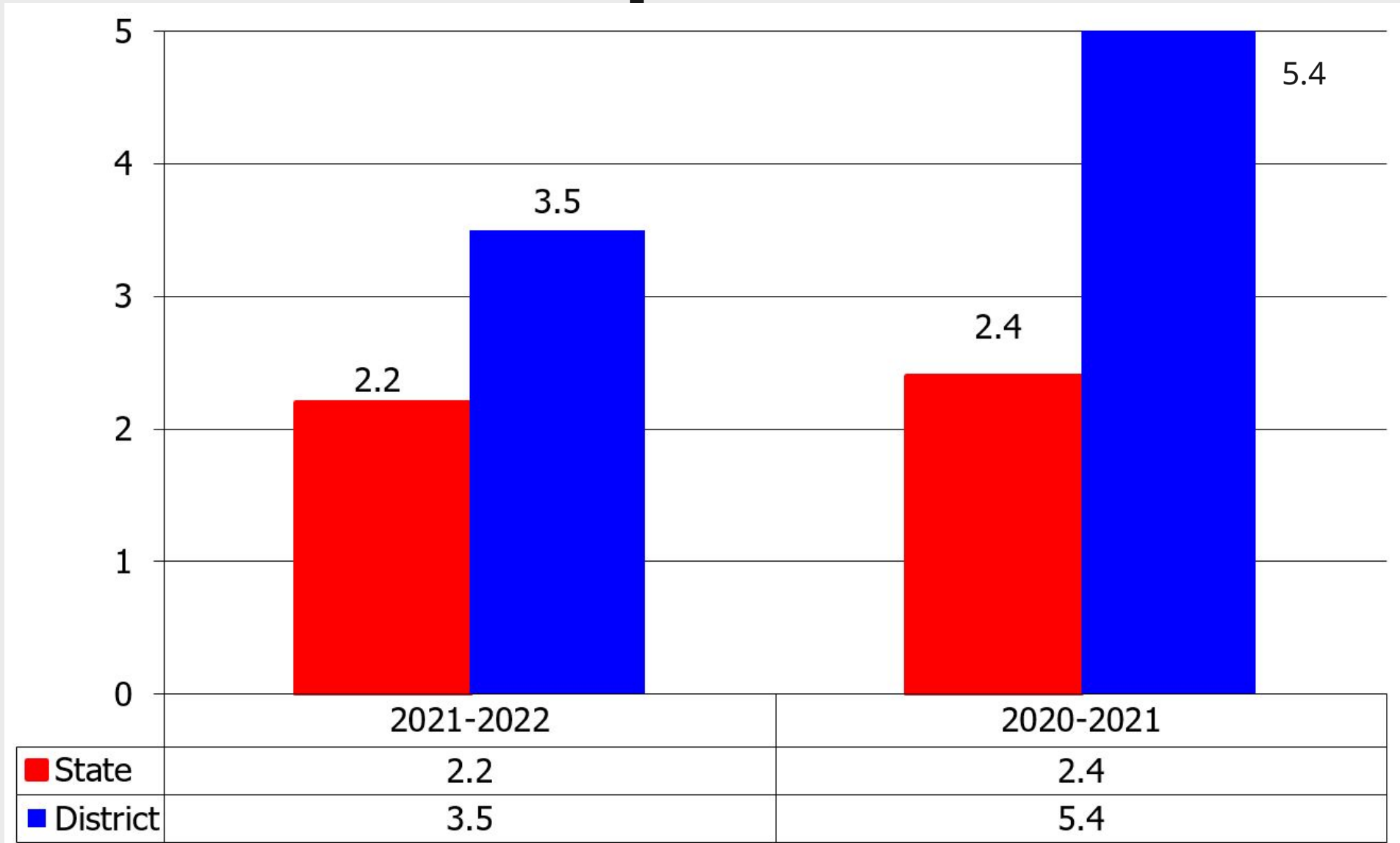
Attendance Rate



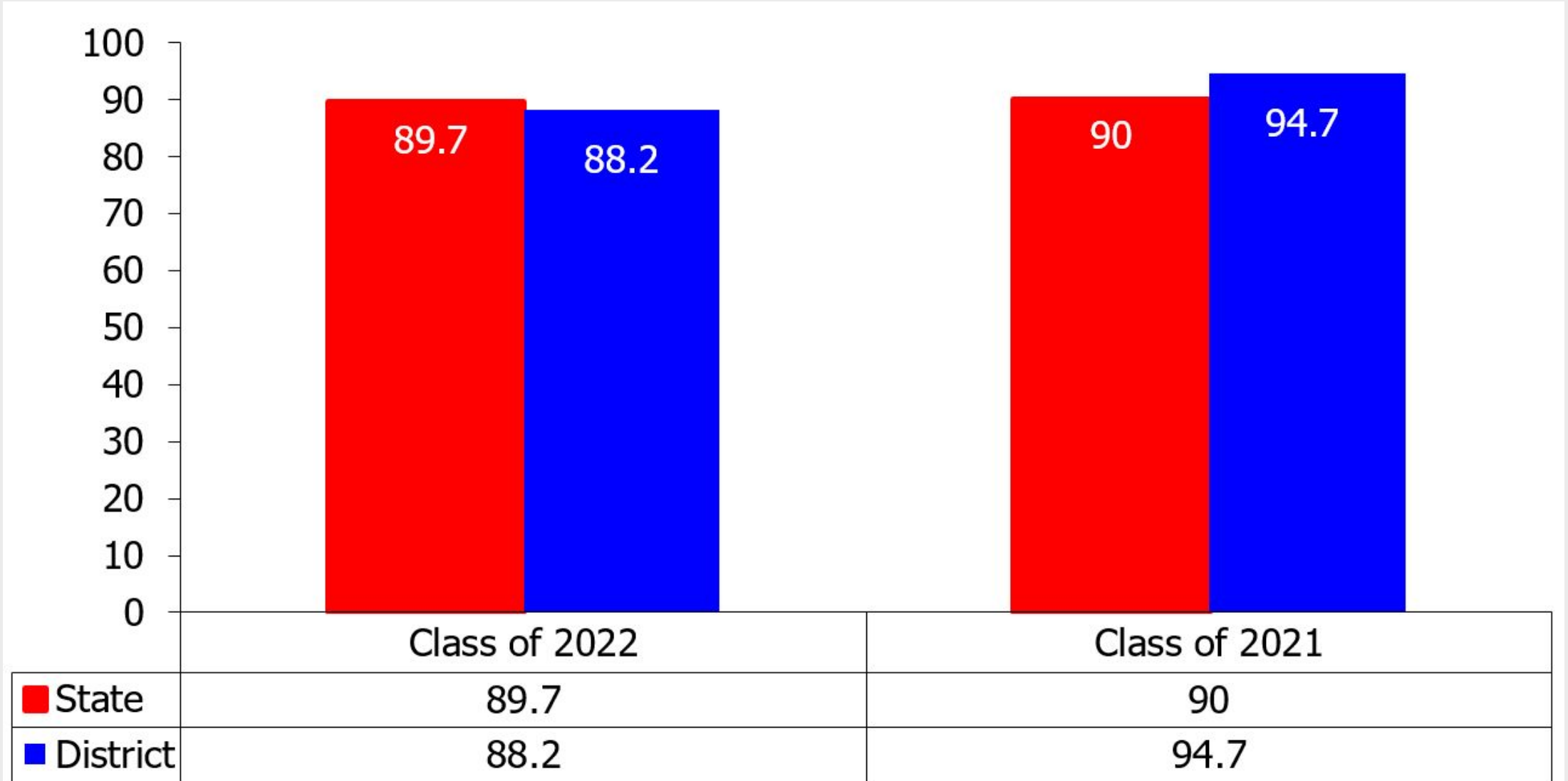
Annual Dropout Rate 7-8



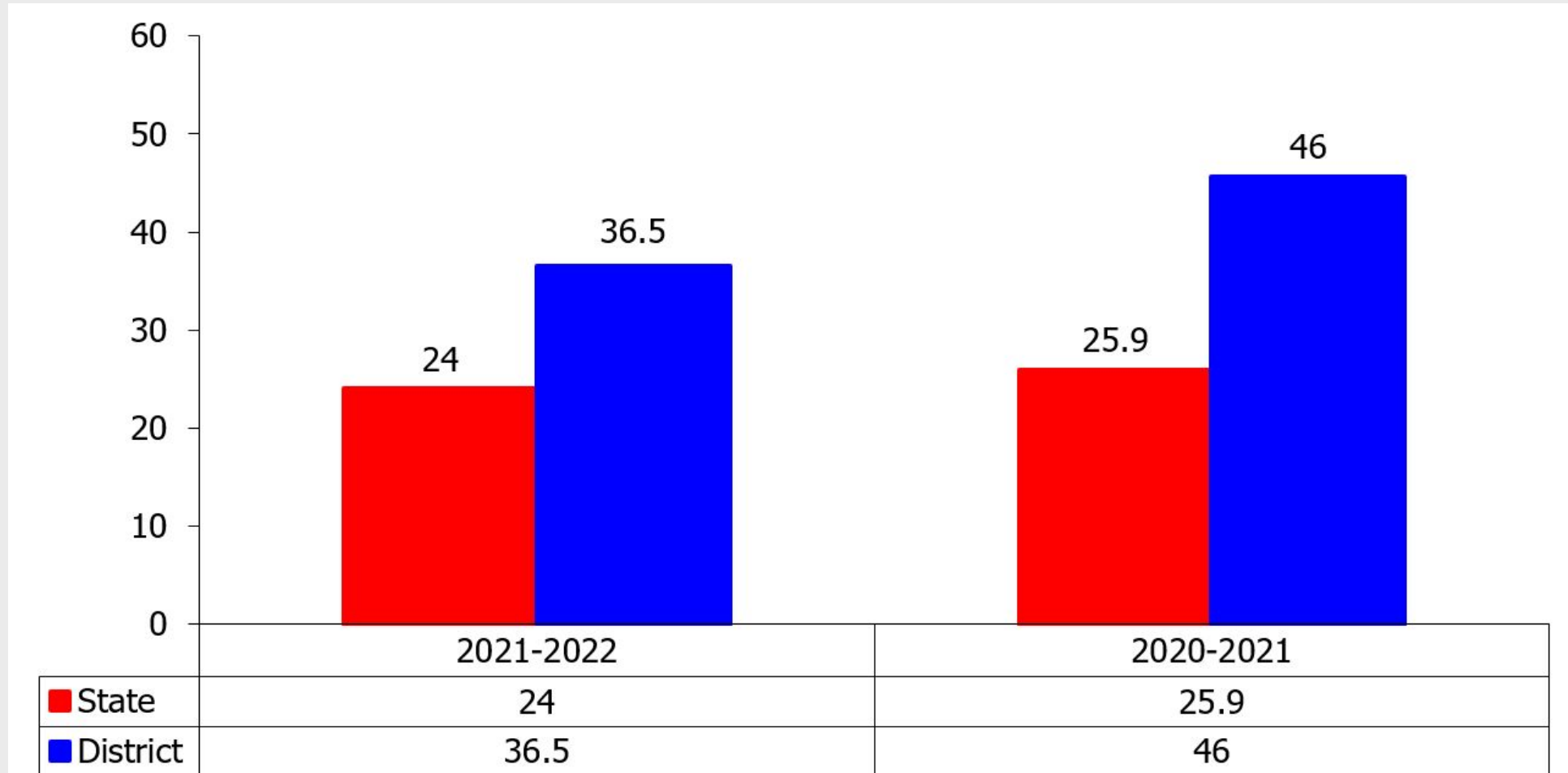
Annual Dropout Rate 9-12



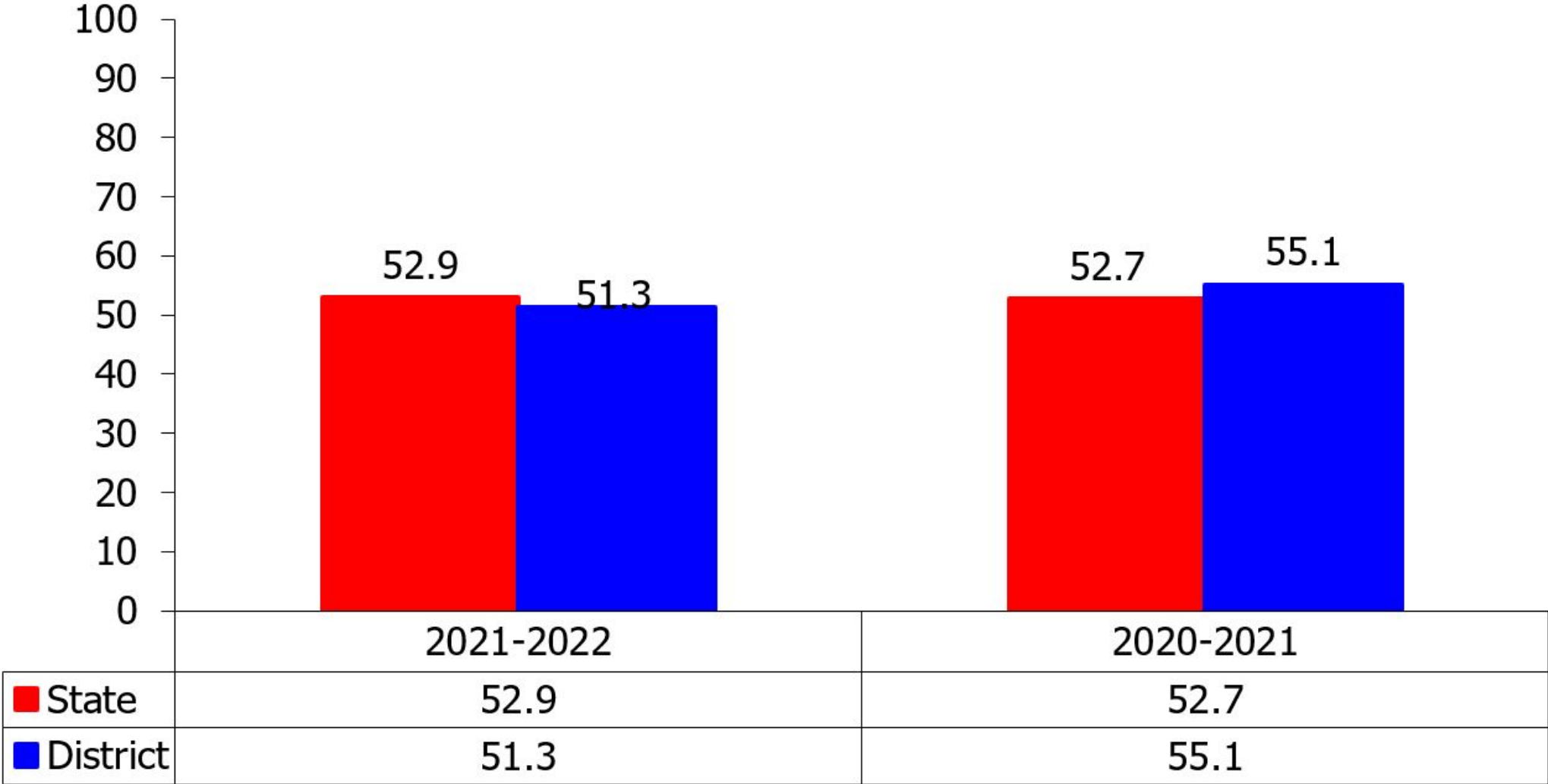
4 yr. Federal Graduation Rate (9-12)



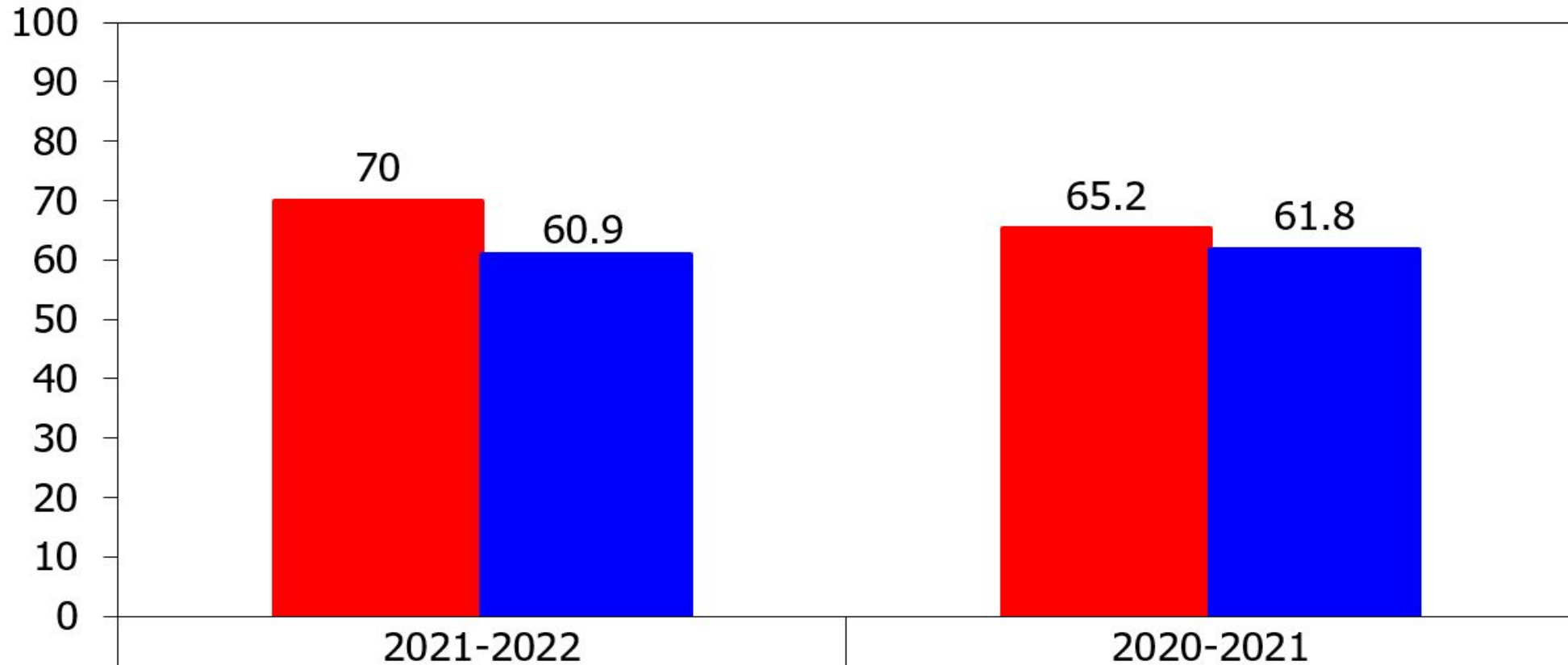
Dual Course Credits Annual Graduates (any subject- Gr. 9-12)



College Ready Annual Graduates

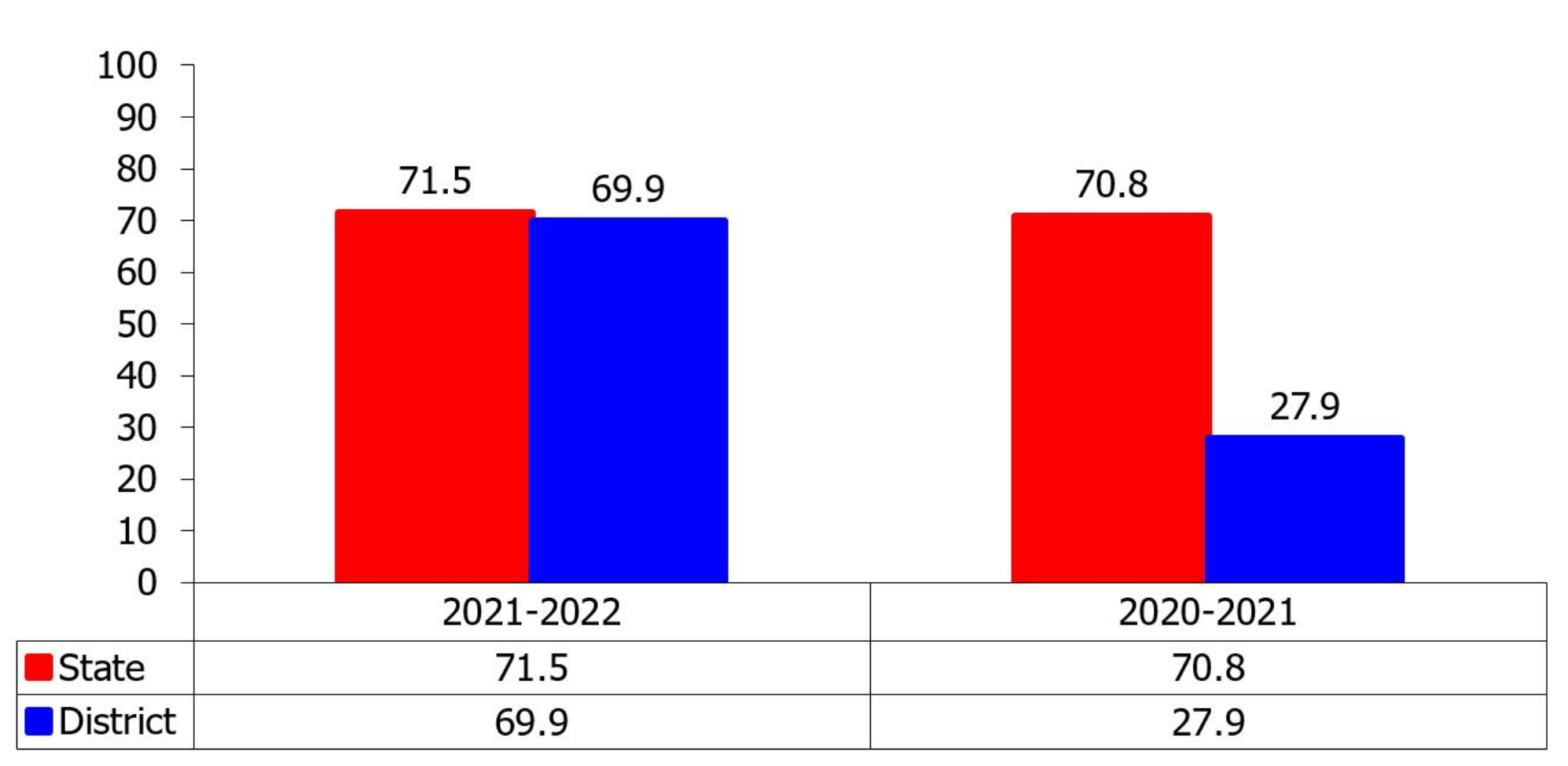


College, Career, and Military Ready Graduates (CCMR)

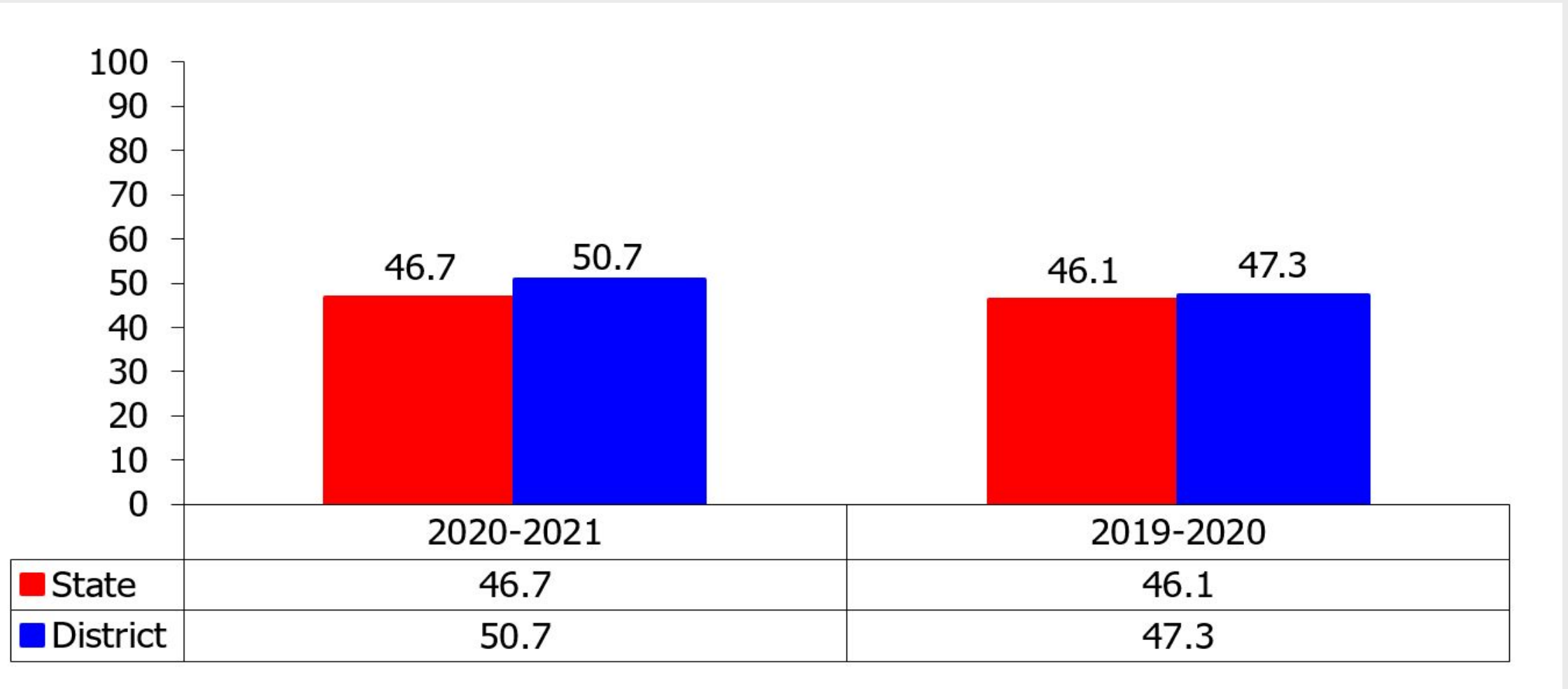


■ State	70	65.2
■ District	60.9	61.8

SAT/ACT Results



Graduates Enrolled in Texas Institution of Higher Education



The Texas Academic Performance Reports (TAPR)

may be found at the following link:

<https://rptsvr1.tea.texas.gov/perfreport/tapr/2023/index.html>